

**MATHEMATICS**

**Grade 1**

**English/  
Tshivenda**

**Tshivenda**

**Teacher's  
Resource**

**Pack**

**2020 TERM 2**



# Contents

|   |  |    |
|---|--|----|
| 1 | Printable Resources                            | 1  |
|   | Printable resource sheets                      | 1  |
| 1 | Mass vocabulary cards (lesson 38)              | 2  |
| 2 | Garaṭa dza ḍivhaipfi ya tshileme (ngudo ya 38) | 3  |
| 2 | Written assessments                            | 4  |
|   | Written Assessment Lesson 6                    | 4  |
|   | U linga ha u ṅwala Ngudo ya 6                  | 4  |
|   | Written Assessment Lesson 12                   | 7  |
|   | U linga ha u ṅwala Ngudo ya 12                 | 7  |
|   | Written Assessment Lesson 17                   | 9  |
|   | U linga ha u ṅwala Ngudo ya 17                 | 9  |
|   | Written Assessment Lesson 24                   | 11 |
|   | U linga ha u ṅwala Ngudo ya 24                 | 11 |
|   | Written Assessment Lesson 33                   | 13 |
|   | U linga ha u ṅwala Ngudo ya 33                 | 13 |
|   | Written Assessment Lesson 37                   | 15 |
|   | U linga ha u ṅwala Ngudo ya 37                 | 15 |
|   | Written Assessment Lesson 43                   | 17 |
|   | U linga ha u ṅwala Ngudo ya 43                 | 17 |
|   | Written Assessment Lesson 49                   | 19 |
|   | U linga ha u ṅwala Ngudo ya 49                 | 19 |
| 3 | Ḍivhamaipfi                                    | 21 |



# 1 Printable Resources

## Printable resource sheets

*This is a list of the mathematical resources that you will need this term. You need to make sure that you have them for the lessons for which they are recommended.*

- |   |  |   |
|---|--|---|
| 1 | Mass vocabulary cards (lesson 38)              | 2 |
| 2 | Garaṭa dza ḡivhaipfi ya tshileme (ngudo ya 38) | 3 |

### RESOURCES FOR EACH DAY OF TEACHING

There are also other resources such as informal resources (old magazines, pieces of string, scrap paper, etc.) that you may need in certain lessons. You should have a careful look at the list of resources needed for each lesson; this list is given in the lesson plans each day. Prepare yourself, so that you have the necessary resources for the lessons on a daily basis.

### ZWIKO ZWA U FUNZA ZWA ḡUVHA NGA ḡUVHA

Hu na zwiko zwiṅwevho zwi no nga zwiko zwi si zwa fomaḡa (magazini ya kale, zwipiḡa zwa vhutambo/miḡali, mabammbiri o no shumiswaho, nzw.) zwine vha nga zwi shumisa kha dziṅwe dza ngudo. Vha tea u sedza mutevhe wa zwiko nga vhuronwane une wa ḡo shumiswa kha ngudo iṅwe na iṅwe; mutevhe uyu u sumbedzwa kha pulane ya ngudo ya ḡuvha ḡiṅwe na ḡiṅwe. Kha vha ḡilugise, uri ḡuvha ḡiṅwe na ḡiṅwe vha vhe vhe na zwiko zwo teaho ngudo.

## 1 Mass vocabulary cards (lesson 38)

heavy

light

2 Garaṭa dza divhaipfi ya tshileme (ngudo ya 38)

lemela

leluwa

## 2 Written assessments

### Assessment for learning

The table that you will use to guide your reflection on selected lesson plans (with reference to the notes in the introductory section of the lesson plans) is given here to print and use on a regular basis.

|                             |   |
|-----------------------------|---|
| Grade                       |   |
| Subject                     | Maths   |
| Week                        |   |
| Lesson                      |   |
| 1 Learning Objectives       |   |
| 2 Success Criteria          | <p>a) The learner can</p> <p>b) The learner can</p> <p>c) The learner can</p> |
| 3. Oral Dialogue / Activity |   |



|                            |  |
|----------------------------|--|
| 4. Written Activity / Task |  |
| 5. Homework                |  |
| 6. Assessment Questions    |  |

## Reflection template

---

Reflection

Unit \_\_\_\_\_

**Think about and make a note of:** *What went well? What did not go well? What did the learners find difficult or easy to understand or do? What will you do to support or extend learners? Did you complete all the work set for the unit? If not, how will you get back on track?*

*What will you change next time? Why?*

## Term 2 Assessment plan

The assessment for the term is designed into the lesson plans. Oral, practical and written assessment activities sequenced into the plans and located in the numbered lesson sequence.

The assessment that will be found in the lesson plans is the following:

1. Week 2 - Lesson 6
  - a. Written: Addition (20 marks)
  - b. Oral and practical: Numbers to 20 (7 marks)
  
2. Week 3 - Lesson 12
  - a. Written: Addition (16 marks)
  
3. Week 4 - Lesson 17
  - a. Written: Addition (10 marks)
  - b. Oral: Word problems (7 marks)
  
4. Week 5 - Lesson 24
  - a. Written: Subtraction (14 marks)
  
5. Week 7 - Lesson 33
  - a. Written: Addition and subtraction (16 marks)
  
6. Week 8 - Lesson 37
  - a. Written: Measurement - Length (14 marks)
  - b. Practical: Measurement - Length (7 marks)
  
7. Week 9 - Lesson 43
  - a. Written: Measurement - Capacity (10 marks)
  - b. Oral and practical: Measurement - Capacity (7 marks)
  
8. Week 10 - Lesson 49
  - a. Written: Space and shape (12 marks)

The mark sheet on the following page can be used to record the marks achieved by learners for the various assessment activities throughout the term and to calculate the final marks to be entered into SA SAMS for the Term 2 Assessment Task.

**SUGGESTED FORMAL ASSESSMENT MARK RECORD SHEET**

| TASK/TOPIC/<br>COMPONENT  |  | Week |  | (Out of) marks | LEARNER NAME<br>AND SURNAME |  |  |  |  |  |  |  |  |  |  |  |  |  |  |  |
|---------------------------|--|------|--|----------------|-----------------------------|--|--|--|--|--|--|--|--|--|--|--|--|--|--|--|
|                           |  |      |  |                |                             |  |  |  |  |  |  |  |  |  |  |  |  |  |  |  |
| Term Total                |  |      |  | 140            |                             |  |  |  |  |  |  |  |  |  |  |  |  |  |  |  |
| TOTAL FOR MEASUREMENT     |  |      |  | 38             |                             |  |  |  |  |  |  |  |  |  |  |  |  |  |  |  |
| Measurement: Practical    |  |      |  |                |                             |  |  |  |  |  |  |  |  |  |  |  |  |  |  |  |
|                           |  | 9    |  | 7              |                             |  |  |  |  |  |  |  |  |  |  |  |  |  |  |  |
| Measurement: Written      |  |      |  |                |                             |  |  |  |  |  |  |  |  |  |  |  |  |  |  |  |
|                           |  | 9    |  | 10             |                             |  |  |  |  |  |  |  |  |  |  |  |  |  |  |  |
| Measurement: Practical    |  |      |  |                |                             |  |  |  |  |  |  |  |  |  |  |  |  |  |  |  |
|                           |  | 2    |  | 7              |                             |  |  |  |  |  |  |  |  |  |  |  |  |  |  |  |
| Measurement: Written      |  |      |  |                |                             |  |  |  |  |  |  |  |  |  |  |  |  |  |  |  |
|                           |  |      |  | 14             |                             |  |  |  |  |  |  |  |  |  |  |  |  |  |  |  |
| TOTAL FOR SPACE AND SHAPE |  |      |  |                |                             |  |  |  |  |  |  |  |  |  |  |  |  |  |  |  |
|                           |  | 10   |  | 12             |                             |  |  |  |  |  |  |  |  |  |  |  |  |  |  |  |
| Space and shape: Written  |  |      |  |                |                             |  |  |  |  |  |  |  |  |  |  |  |  |  |  |  |
|                           |  | 7    |  | 12             |                             |  |  |  |  |  |  |  |  |  |  |  |  |  |  |  |
| TOTAL FOR NUMBER          |  |      |  |                |                             |  |  |  |  |  |  |  |  |  |  |  |  |  |  |  |
|                           |  |      |  | 90             |                             |  |  |  |  |  |  |  |  |  |  |  |  |  |  |  |
| Number: Written           |  |      |  |                |                             |  |  |  |  |  |  |  |  |  |  |  |  |  |  |  |
|                           |  | 6    |  | 16             |                             |  |  |  |  |  |  |  |  |  |  |  |  |  |  |  |
| Number: Written           |  |      |  |                |                             |  |  |  |  |  |  |  |  |  |  |  |  |  |  |  |
|                           |  | 5    |  | 14             |                             |  |  |  |  |  |  |  |  |  |  |  |  |  |  |  |
| Number: Oral              |  |      |  |                |                             |  |  |  |  |  |  |  |  |  |  |  |  |  |  |  |
|                           |  | 4    |  | 7              |                             |  |  |  |  |  |  |  |  |  |  |  |  |  |  |  |
| Number: Written           |  |      |  |                |                             |  |  |  |  |  |  |  |  |  |  |  |  |  |  |  |
|                           |  | 4    |  | 10             |                             |  |  |  |  |  |  |  |  |  |  |  |  |  |  |  |
| Number: Written           |  |      |  |                |                             |  |  |  |  |  |  |  |  |  |  |  |  |  |  |  |
|                           |  | 3    |  | 16             |                             |  |  |  |  |  |  |  |  |  |  |  |  |  |  |  |
| Number: Oral              |  |      |  |                |                             |  |  |  |  |  |  |  |  |  |  |  |  |  |  |  |
|                           |  | 2    |  | 7              |                             |  |  |  |  |  |  |  |  |  |  |  |  |  |  |  |
| Number: Written           |  |      |  |                |                             |  |  |  |  |  |  |  |  |  |  |  |  |  |  |  |
|                           |  | 2    |  | 20             |                             |  |  |  |  |  |  |  |  |  |  |  |  |  |  |  |

## Written Assessment Lesson 6

U linga ha u n'wala Ngudo ya 6

1 Fill in the blanks.

Dadzani mavhaka.

(6)

a

|   |   |
|---|---|
|   |   |
| 6 | 3 |

b

|   |   |
|---|---|
|   |   |
| 4 | 1 |

c

|   |   |
|---|---|
|   |   |
| 3 | 3 |

d

|   |   |
|---|---|
|   |   |
| 2 | 6 |

e

|   |   |
|---|---|
|   |   |
| 9 | 1 |

f

|   |   |
|---|---|
|   |   |
| 3 | 4 |

2 Written assessments

2 Write the number sentences.

Nwalani mafhungombalo.

(6)

a.  \_\_\_\_\_ and/na  \_\_\_\_\_

make/ndi \_\_\_\_\_.

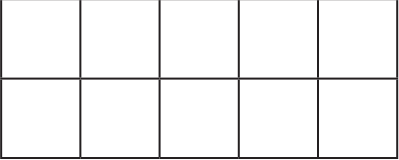
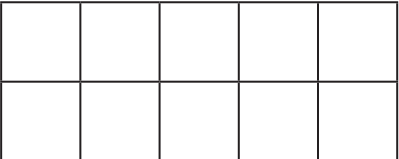


b.  \_\_\_\_\_ and/na  \_\_\_\_\_

make/ndi \_\_\_\_\_.

3 Draw dots in the ten frame to find the answer to the number sentence.

Olani zwithoma kha fureme ya mahumi u itela u wana phindulo ya fhungombalo.

(4)

|   | Number sentence<br>Fhungombalo | Ten frame<br>Fureme ya mahumi  |
|---|--------------------------------|--|
| a | $4 + 2 = \underline{\quad}$    |  |
| b | $6 + 3 = \underline{\quad}$    |  |
| c | $7 + 3 = \underline{\quad}$    |  |
| d | $4 + 4 = \underline{\quad}$    |  |

4 Write the number sentences.

Nwalani mafhungombalo.

(4)

|   | Ten frame<br>Fureme ya mahumi  | Number sentence<br>Fhungombalo |   |   |   |   |   |   |   |   |  |   |
|---|--|--------------------------------|---|---|---|---|---|---|---|---|--|---|
| a | <table border="1"> <tr> <td>●</td> <td>●</td> <td>●</td> <td>○</td> <td>○</td> </tr> <tr> <td></td> <td></td> <td></td> <td></td> <td></td> </tr> </table>     | ●                              | ● | ● | ○ | ○ |   |   |   |   |  | $\underline{\quad} + \underline{\quad} = \underline{\quad}$ |
| ● | ●  | ●                              | ○ | ○ |   |   |   |   |   |   |  |   |
|   |  |                                |   |   |   |   |   |   |   |   |  |   |
| b | <table border="1"> <tr> <td>●</td> <td>●</td> <td>○</td> <td>○</td> <td></td> </tr> <tr> <td></td> <td></td> <td></td> <td></td> <td></td> </tr> </table>      | ●                              | ● | ○ | ○ |   |   |   |   |   |  | $\underline{\quad} + \underline{\quad} = \underline{\quad}$ |
| ● | ●  | ○                              | ○ |   |   |   |   |   |   |   |  |   |
|   |  |                                |   |   |   |   |   |   |   |   |  |   |
| c | <table border="1"> <tr> <td>●</td> <td>●</td> <td>●</td> <td>○</td> <td>○</td> </tr> <tr> <td>○</td> <td>○</td> <td></td> <td></td> <td></td> </tr> </table>   | ●                              | ● | ● | ○ | ○ | ○ | ○ |   |   |  | $\underline{\quad} + \underline{\quad} = \underline{\quad}$ |
| ● | ●  | ●                              | ○ | ○ |   |   |   |   |   |   |  |   |
| ○ | ○  |                                |   |   |   |   |   |   |   |   |  |   |
| d | <table border="1"> <tr> <td>●</td> <td>●</td> <td>●</td> <td>●</td> <td>●</td> </tr> <tr> <td>●</td> <td>○</td> <td>○</td> <td>○</td> <td></td> </tr> </table> | ●                              | ● | ● | ● | ● | ● | ○ | ○ | ○ |  | $\underline{\quad} + \underline{\quad} = \underline{\quad}$ |
| ● | ●  | ●                              | ● | ● |   |   |   |   |   |   |  |   |
| ● | ○  | ○                              | ○ |   |   |   |   |   |   |   |  |   |

## Written Assessment Lesson 12

### U linga ha u n'wala Ngudo ya 12

1 Fill in the blanks and write a number sentence.

Dadzani mavhaka ni n'wale fhungombalo.

(8)

a

|   |   |
|---|---|
|   |   |
| 1 | 2 |

$$\underline{\quad} + \underline{\quad} = \underline{\quad}$$

b

|   |   |
|---|---|
|   |   |
| 4 | 1 |

$$\underline{\quad} + \underline{\quad} = \underline{\quad}$$

c

|   |   |
|---|---|
|   |   |
| 3 | 3 |

$$\underline{\quad} + \underline{\quad} = \underline{\quad}$$

d

|   |   |
|---|---|
|   |   |
| 5 | 3 |

$$\underline{\quad} + \underline{\quad} = \underline{\quad}$$

e

|   |   |
|---|---|
|   |   |
| 3 | 7 |

$$\underline{\quad} + \underline{\quad} = \underline{\quad}$$

f

|   |   |
|---|---|
|   |   |
| 1 | 7 |

$$\underline{\quad} + \underline{\quad} = \underline{\quad}$$

g

|   |   |
|---|---|
|   |   |
| 2 | 8 |

$$\underline{\quad} + \underline{\quad} = \underline{\quad}$$

h

|   |   |
|---|---|
|   |   |
| 7 | 2 |

$$\underline{\quad} + \underline{\quad} = \underline{\quad}$$



2 Fill in the blanks and write a number sentence.

Dadzani mavhaka ni iwale fhungombalo.

(8)

a

|   |  |
|---|--|
| 3 |  |
| 2 |  |

b

|   |  |
|---|--|
| 5 |  |
| 3 |  |

$$3 + \underline{\quad} = 5$$

$$3 + \underline{\quad} = 5$$

c

|   |  |
|---|--|
| 6 |  |
| 4 |  |

d

|   |  |
|---|--|
| 8 |  |
| 1 |  |

$$4 + \underline{\quad} = 6$$

$$1 + \underline{\quad} = 8$$

e

|   |   |
|---|---|
| 5 |   |
|   | 3 |

f

|   |   |
|---|---|
| 8 |   |
|   | 2 |

$$\underline{\quad} + 3 = 5$$

$$\underline{\quad} + 2 = 8$$

g

|   |   |
|---|---|
| 7 |   |
|   | 2 |

h

|    |   |
|----|---|
| 10 |   |
|    | 4 |

$$\underline{\quad} + 2 = 7$$

$$\underline{\quad} + 4 = 10$$

**ENRICHMENT/U DIFHATA**

|   |  |
|---|--|
| <p>Ntokozo has 3 marbles.<br/>Bongi has 2 more marbles than Ntokozo.<br/>How many marbles does Bongi have?</p>    | <p>Ntokozo u na mimavhuḽu ya 3.<br/>Bongi u na mimavhuḽu minzhi kha ya Ntokozo nga ya 2.<br/>Bongi u na mimavhuḽu mingana?</p> |
| <p>There are 4 flowers in the vase.<br/>I put 3 more flowers in the vase.<br/>How many flowers are there now?</p> | <p>Hu na maluvha a 4 kha vasi.<br/>Nda ṽoma maḽwe maluvha a 3 kha vasi.<br/>Ho no vha na maluvha mangana zwino?</p>            |

## Written Assessment Lesson 17

### U linga ha u n'wala Ngudo ya 17

I Write the number sentence.

N'walani fhungombalo.

(6)

|   | Ten frame<br>Fureme ya mahumi   | Number sentence<br>Fhungombalo |   |   |   |   |   |   |   |   |   |   |
|---|---|--------------------------------|---|---|---|---|---|---|---|---|---|---|
| a | <table border="1"> <tr> <td>●</td><td>●</td><td>●</td><td>○</td><td>○</td> </tr> <tr> <td>○</td><td>○</td><td>○</td><td>○</td><td></td> </tr> </table>  | ●                              | ● | ● | ○ | ○ | ○ | ○ | ○ | ○ |   | $\underline{\quad} + \underline{\quad} = \underline{\quad}$ |
| ● | ●   | ●                              | ○ | ○ |   |   |   |   |   |   |   |   |
| ○ | ○   | ○                              | ○ |   |   |   |   |   |   |   |   |   |
| b | <table border="1"> <tr> <td>●</td><td>●</td><td>●</td><td>●</td><td>●</td> </tr> <tr> <td>○</td><td>○</td><td>○</td><td></td><td></td> </tr> </table>   | ●                              | ● | ● | ● | ● | ○ | ○ | ○ |   |   | $\underline{\quad} + \underline{\quad} = \underline{\quad}$ |
| ● | ●   | ●                              | ● | ● |   |   |   |   |   |   |   |   |
| ○ | ○   | ○                              |   |   |   |   |   |   |   |   |   |   |
| c | <table border="1"> <tr> <td>●</td><td>●</td><td>●</td><td>●</td><td>○</td> </tr> <tr> <td>○</td><td>○</td><td></td><td></td><td></td> </tr> </table>    | ●                              | ● | ● | ● | ○ | ○ | ○ |   |   |   | $\underline{\quad} + \underline{\quad} = \underline{\quad}$ |
| ● | ●   | ●                              | ● | ○ |   |   |   |   |   |   |   |   |
| ○ | ○   |                                |   |   |   |   |   |   |   |   |   |   |
| d | <table border="1"> <tr> <td>●</td><td>●</td><td>●</td><td>●</td><td>●</td> </tr> <tr> <td>○</td><td>○</td><td>○</td><td>○</td><td>○</td> </tr> </table> | ●                              | ● | ● | ● | ● | ○ | ○ | ○ | ○ | ○ | $\underline{\quad} + \underline{\quad} = \underline{\quad}$ |
| ● | ●   | ●                              | ● | ● |   |   |   |   |   |   |   |   |
| ○ | ○   | ○                              | ○ | ○ |   |   |   |   |   |   |   |   |

2 Fill in the blanks and write a number sentence.

Dadzani mavhaka ni n'wale fhungombalo la thebulu inwe na inwe ya mbumbanomboro.

(4)

a

|   |  |
|---|--|
| 7 |  |
| 3 |  |

$$3 + \underline{\quad} = 7$$

c

|   |   |
|---|---|
| 9 |   |
|   | 3 |

$$\underline{\quad} + 3 = 9$$

b

|   |  |
|---|--|
| 8 |  |
| 2 |  |

$$2 + \underline{\quad} = 8$$

d

|    |   |
|----|---|
| 10 |   |
|    | 2 |

$$\underline{\quad} + 2 = 10$$

## Written Assessment Lesson 24

U linga ha u n'wala Ngudo ya 24

1 Fill in the blanks.

Qadzani mavhaka.

(6)

a

|    |  |
|----|--|
| 10 |  |
| 6  |  |

b

|   |   |
|---|---|
| 7 |   |
|   | 3 |

c

|   |   |
|---|---|
| 8 |   |
|   | 3 |

d

|   |  |
|---|--|
| 9 |  |
| 3 |  |

e

|   |   |
|---|---|
| 6 |   |
|   | 2 |

f

|    |  |
|----|--|
| 10 |  |
| 3  |  |

2 Draw dots in the ten frame to find the answer to the number sentence.

Olani zwithoma kha fureme ya mahumi u itela u wana phindulo ya fhungombalo.

(4)

|   | Number sentence<br>Fhungombalo | Ten frame<br>Fureme ya mahumi   |  |  |  |  |  |  |  |  |  |  |
|---|--------------------------------|---|--|--|--|--|--|--|--|--|--|--|
| a | $5 - 1 = \underline{\quad}$    | <table border="1"> <tr> <td></td><td></td><td></td><td></td><td></td> </tr> <tr> <td></td><td></td><td></td><td></td><td></td> </tr> </table> |  |  |  |  |  |  |  |  |  |  |
|   |                                |   |  |  |  |  |  |  |  |  |  |  |
|   |                                |   |  |  |  |  |  |  |  |  |  |  |
| b | $10 - 3 = \underline{\quad}$   | <table border="1"> <tr> <td></td><td></td><td></td><td></td><td></td> </tr> <tr> <td></td><td></td><td></td><td></td><td></td> </tr> </table> |  |  |  |  |  |  |  |  |  |  |
|   |                                |   |  |  |  |  |  |  |  |  |  |  |
|   |                                |   |  |  |  |  |  |  |  |  |  |  |
| c | $9 - 4 = \underline{\quad}$    | <table border="1"> <tr> <td></td><td></td><td></td><td></td><td></td> </tr> <tr> <td></td><td></td><td></td><td></td><td></td> </tr> </table> |  |  |  |  |  |  |  |  |  |  |
|   |                                |   |  |  |  |  |  |  |  |  |  |  |
|   |                                |   |  |  |  |  |  |  |  |  |  |  |
| d | $7 - 4 = \underline{\quad}$    | <table border="1"> <tr> <td></td><td></td><td></td><td></td><td></td> </tr> <tr> <td></td><td></td><td></td><td></td><td></td> </tr> </table> |  |  |  |  |  |  |  |  |  |  |
|   |                                |   |  |  |  |  |  |  |  |  |  |  |
|   |                                |   |  |  |  |  |  |  |  |  |  |  |

3 Write the number sentence.

Nwalani fhungombalo.

(4)

|   | Ten frame<br>Fureme ya mahumi | Number sentence<br>Fhungombalo |
|---|-------------------------------|--------------------------------|
| a |                               | _____ = _____                  |
| b |                               | _____ = _____                  |
| c |                               | _____ = _____                  |
| d |                               | _____ = _____                  |

**ENRICHMENT/U DIFHATA**

|   |  |
|---|--|
| <p>Thandeka has 5 sweets.<br/>Vusi has 2 more sweets than Thandeka.<br/>How many sweets does Vusi have?</p> | <p>Thandeka u na maļegere a 5.<br/>Vusi u na maļege a no fhira a Thandeka nga a 2.<br/>Vusi u na maļegere mangana zwino?</p> |
| <p>There are 4 blue flowers<br/>and 1 red flower in the garden.<br/>How many flowers are in the garden?</p> | <p>Ngadeni hu na maluvha a lutombo a 4 na ļitwuku ļa 1.<br/>Hu na maluvha mangana ngadeni?</p>                               |

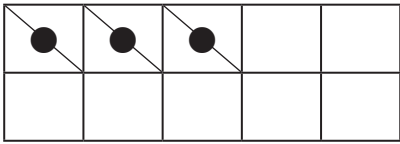
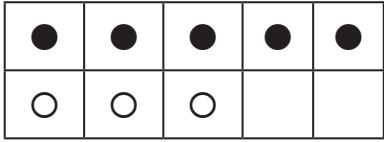
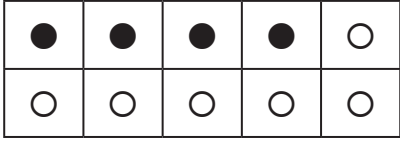
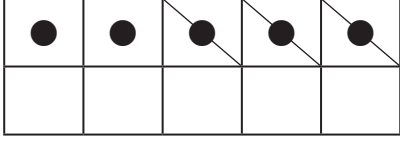
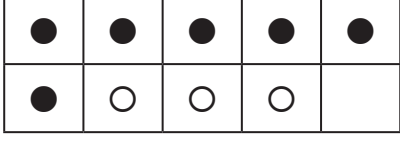
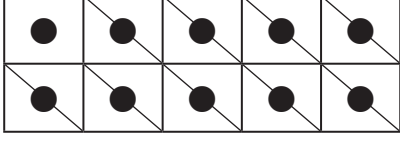
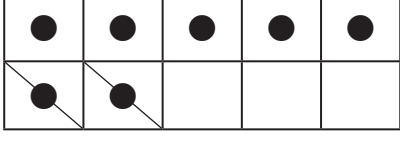
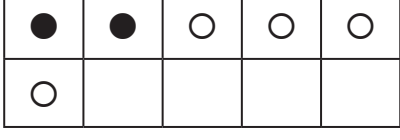
## Written Assessment Lesson 33

### U linga ha u n'wala Ngudo ya 33

I Write the number sentence.

N'walani fhungombalo.

(8)

|   | Ten frame<br>Fureme ya mahumi   | Number sentence<br>Fhungombalo |
|---|---|--------------------------------|
| a |    | _____ = _____                  |
| b |   | _____ = _____                  |
| c |  | _____ = _____                  |
| d |  | _____ = _____                  |
| e |  | _____ = _____                  |
| f |  | _____ = _____                  |
| g |  | _____ = _____                  |
| h |  | _____ = _____                  |

2 Fill in the blanks and write a number sentence.

Dadzani mavhaka ni n'wale fhungombalo la thebu'u inwe na inwe ya mbumbanomboro.

(8)

a

|   |  |
|---|--|
| 7 |  |
| 0 |  |

b

|   |   |
|---|---|
|   |   |
| 3 | 5 |

\_\_\_\_\_ = \_\_\_\_\_

c

|   |   |
|---|---|
| 9 |   |
|   | 9 |

\_\_\_\_\_ = \_\_\_\_\_

d

|   |   |
|---|---|
|   |   |
| 1 | 4 |

\_\_\_\_\_ = \_\_\_\_\_

e

|   |   |
|---|---|
|   |   |
| 6 | 0 |

\_\_\_\_\_ = \_\_\_\_\_

f

|   |  |
|---|--|
| 4 |  |
| 1 |  |

\_\_\_\_\_ = \_\_\_\_\_

g

|    |   |
|----|---|
| 10 |   |
|    | 4 |

\_\_\_\_\_ = \_\_\_\_\_

h

|   |   |
|---|---|
|   |   |
| 6 | 3 |

\_\_\_\_\_ = \_\_\_\_\_

\_\_\_\_\_ = \_\_\_\_\_



**ENRICHMENT/U DIFHAṬA**

|   |   |
|---|---|
| <p>There are 7 dogs and 3 cats in the backyard.<br/>What is the difference between the number of dogs and the number of cats?</p> | <p>Murahu ha nṅḁu hu na mmbwa dza 7 na zwimange zwa 3.<br/>Phambano vhukati ha tshivhalo tsha mmbwa na tsha zwimange ndi ifhio?</p> |
| <p>Nombuyiselo had 8 apples.<br/>She gave 2 apples to her mom.<br/>How many apples does Nombuyiselo have now?</p>                 | <p>Nombuyiselo u na maapula a 8.<br/>U fha mme awe maapula a 2.<br/>Nombuyiselo u na maapula mangana zwino?</p>                     |

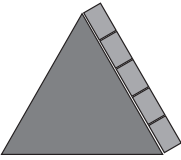


## Written Assessment Lesson 37

### U linga ha u n'wala Ngudo ya 37

1 How many blocks are there on the edge?

Hu na zwibuḽoko zwingana kha lumeme?

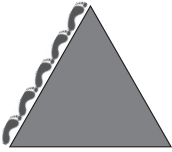


(3)

|  |  |  |
|--|--|--|
| <p><b>a</b></p>  <p>_____</p> | <p><b>b</b></p>  <p>_____</p> | <p><b>c</b></p>  <p>_____</p> |
|--|--|--|

2 How many feet are there on the edge?

Hu na n'ayo nngana kha lumeme?





(3)

|  |  |  |
|--|--|--|
| <p><b>a</b></p>  <p>_____</p> | <p><b>b</b></p>  <p>_____</p> | <p><b>c</b></p>  <p>_____</p> |
|--|--|--|

3 How many bottle tops are there on the side?

Hu na zwithivho zwa maboḽelo zwingana kha lurumbu?


(4)

|  |  |   |  |
|--|--|---|--|
| <p><b>a</b></p>  <p>_____</p> | <p><b>b</b></p>  <p>_____</p> | <p><b>c</b></p>  <p>_____</p> | <p><b>d</b></p>  <p>_____</p> |
|--|--|---|--|

4 Look at the picture below:

Lavhelesani tshifanyiso tshi re afho fhasi:

(2)



a Length: \_\_\_\_\_ blocks.

Vhulapfu: zwibu\oko zwa \_\_\_\_\_.


b. Width: \_\_\_\_\_ blocks.

Vhuphara: zwibu\oko zwa \_\_\_\_\_.

5 Look at the picture below:

Lavhelesani tshifanyiso tshi re afho fhasi:

(2)



a. Length: \_\_\_\_\_ pencils.

Vhulapfu: penisela dza \_\_\_\_\_.

b. Width: \_\_\_\_\_ pencils.


Vhuphara: penisela dza \_\_\_\_\_.

## Written Assessment Lesson 43

### U linga ha u n'wala Ngudo ya 43

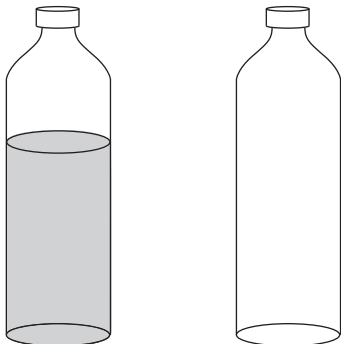
- 1 Colour in to show more water in the cup on the right.

Kha $\lambda$ arani ni tshi sumbedza uri hu na ma $\lambda$ i manzhi kha khaphu i re kha tsha u  $\lambda$ a. (1)




- 2 Colour in to show less water in the container on the right.

Kha $\lambda$ arani ni tshi sumbedza uri hu na ma $\lambda$ i ma $\lambda$ uku kha tshifaredzi tshi re kha tsha u  $\lambda$ a. (1)



- 3 Tick the container that will hold more.

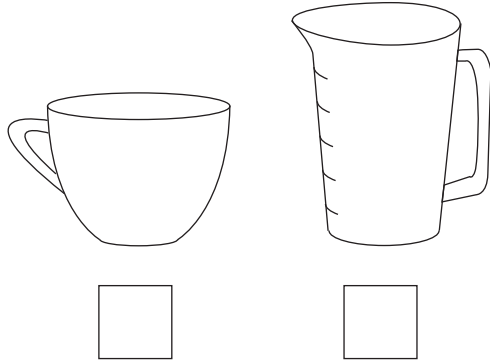
Itani thikhi kha tshifaredzi tshi no fara zwinzhisa. (1)



4 Tick the container that will hold less.

Itani thikhi kha tshifaredzi tshi no fara zwiṭukusa.

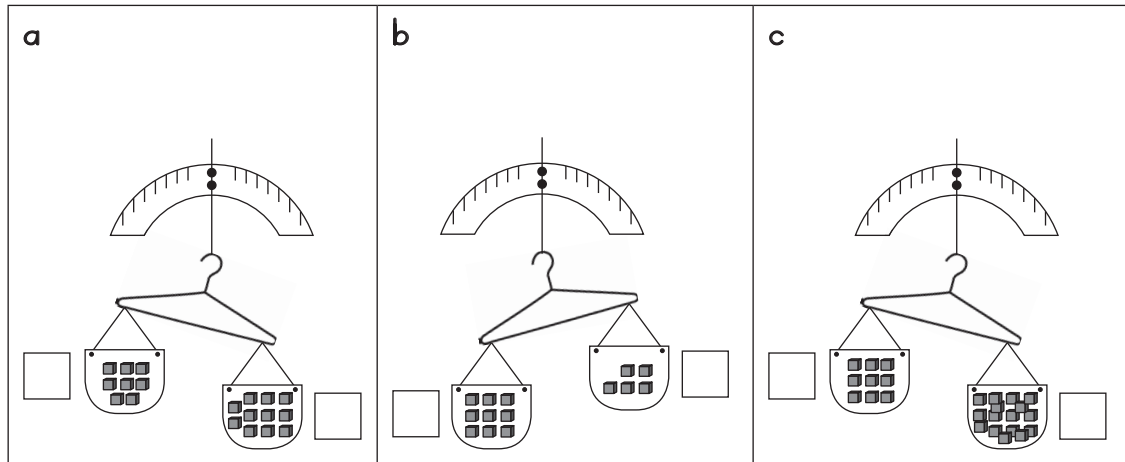
(1)



5 Tick the box next to the heavier container.

Itani thikhi kha tshibogisi tshi re tsini na tshifaredzi tshi no lemelesa.

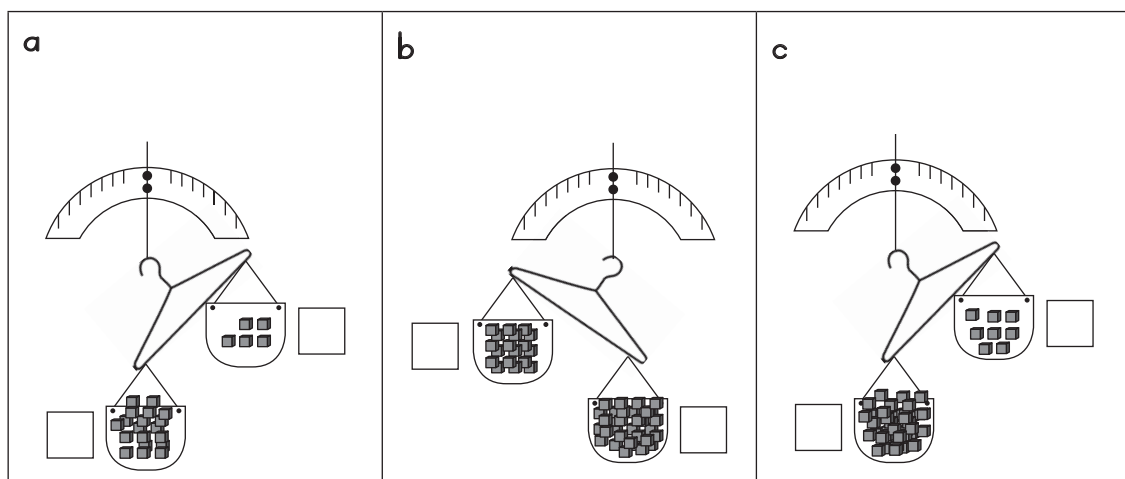
(3)



6 Tick the box next to the lighter container.

Itani thikhi kha tshibogisi tshi re tsini na tshifaredzi tshi no leluwesa.

(3)



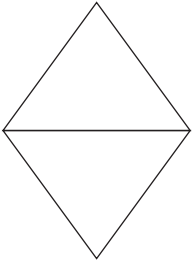

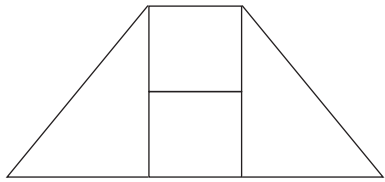

## Written Assessment Lesson 49

### U linga ha u n'wala Ngudo ya 49

1 Copy the shape by connecting the dots.

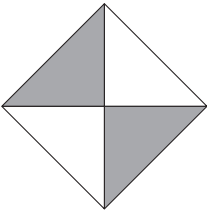
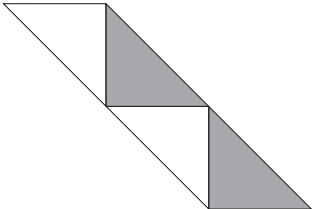
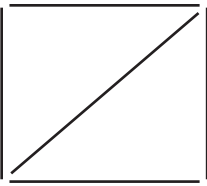
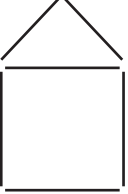
Edziselani tshivhumbeo nga u tumejanya zwithoma.

(3 + 3 = 6)

|                 |   |  |
|-----------------|---|--|
| <p><b>a</b></p> |   |   |
| <p><b>b</b></p> |  |  |

## 2 Change the shapes.

Shandulani zwivhumbeo.

|   |   |
|---|---|
| a   | Move one triangle<br>Tshimbidzani thiraiengele nthihi (1) |
|    | (answers will vary)<br>(phindulo dzi go fhambana)         |
| b   | Move two triangles<br>Tshimbidzani thiraiengele mbili (2) |
|   |   |
| c   | Move one stick<br>Tshimbidzani tshitanda tshithihi (1)    |
|  |   |
| d   | Move two sticks<br>Tshimbidzani zwitanda zwivhili (2)     |
|  |   |

